

***BOSE***<sup>®</sup>



---

# *WAVE*<sup>®</sup> *BLUETOOTH* MUSIC ADAPTER

FOR *WAVE*<sup>®</sup> SYSTEMS

---

Owner's Guide | Bedienungsanleitung | Guía de usuario | Notice d'utilisation | Manuale di istruzioni  
Gebruiksaanwijzing | คู่มือผู้ใช้ | 사용자 안내서 | 用戶指南 | ليل المالك

# Safety Information

---

## Please read this owner's guide

Please take the time to follow the instructions in this owner's guide carefully. It will help you set up and operate your system properly and enjoy its advanced features. Please save this owner's guide for future reference.


## Please complete and retain for your records:

Serial Number: \_\_\_\_\_


Model Number: \_\_\_\_\_


(Numbers are located on the product label on the bottom of the adapter.)


 **WARNING:** To reduce the risk of fire or electrical shock, do not expose the product to rain or moisture.

 **WARNING:** Do not expose this apparatus to dripping or splashing, and do not place objects filled with liquids, such as vases, on or near the apparatus. As with any electronic products, use care not to spill liquids into any part of the system. Liquids can cause a failure and/or a fire hazard.



 **CAUTION:** Make no modifications to the system or accessories. Unauthorized alterations may compromise safety, regulatory compliance, and system performance, and may void the product warranty.

 **CAUTION:** Do not use any liquid cleaning solutions, solvents, chemicals, alcohol, ammonia, or abrasives.

 **CAUTION:** Do not allow liquids to spill into any openings in the enclosure. If liquids get into the unit, turn it off immediately. Call Bose® Customer Support as soon as possible to arrange for service. See the address list included in the carton.

 **WARNING:** Do not place any naked flame sources, such as lighted candles, on or near the apparatus.

**Note:** The product label is located on the bottom of the product.

**Note:** Operating temperature range: 0 to 35°C. This product is intended for indoor use only.

©2012 Bose Corporation. No part of this work may be reproduced, modified, distributed, or otherwise used without prior written permission.



Bose® Corporation hereby declares that this product is in compliance with the essential requirements and other relevant provisions of Directive 1999/5/EC and other applicable Directives. The complete Declaration of Conformity can be found at: [www.Bose.com/compliance](http://www.Bose.com/compliance).

To comply with FCC and Industry Canada RF radiation exposure requirements, this device must be installed to produce a separation distance of 20 cm from all persons. It must not be co-located or operating in conjunction with any other antenna or transmitter.

This product complies with the Canadian ICES-003 Class B and RSS-210 specifications. In the U.S. only, this product complies with CFR 47 Part 15 specifications.

This device complies with Industry Canada licence-exempt RSS standard(s).

Operation is subject to the following two conditions:

(1) This device may not cause interference, and (2) this device must accept any interference, including interference that may cause undesired operation of the device.

**Note:** *This equipment has been tested and found to comply with the limits for a Class B digital device, pursuant to Part 15 of the FCC Rules. These limits are designed to provide reasonable protection against harmful interference in a residential installation. This equipment generates, uses, and can radiate radio frequency energy and, if not installed and used in accordance with the instructions, may cause harmful interference to radio communications. However, there is no guarantee that interference will not occur in a particular installation. If this equipment does cause harmful interference to radio or television reception, which can be determined by turning the equipment off and on, the user is encouraged to try to correct the interference by one or more of the following measures:*

- *Reorient or relocate the receiving antenna.*
- *Increase the separation between the equipment and receiver.*
- *Connect the equipment into an outlet on a circuit different from that to which the receiver is connected.*
- *Consult the dealer or an experienced radio/TV technician for help.*

*Changes or modifications not expressly approved by Bose® Corporation could void the user's authority to operate this equipment.*

**Additional safety information:**

See the additional instructions on the Important Safety Instructions sheet (North America only) enclosed in the shipping carton.

Names and Contents of Toxic or Hazardous Substances or Elements						
	Toxic or Hazardous Substances and Elements					
Part Name	Lead (Pb)	Mercury (Hg)	Cadmium (Cd)	Hexavalent (CR(VI))	Polybrominated Biphenyl (PBB)	Polybrominated diphenylether (PBDE)
PCBs	X	0	0	0	0	0
Metal parts	X	0	0	0	0	0
Plastic parts	0	0	0	0	0	0
Speakers	X	0	0	0	0	0
Cables	X	0	0	0	0	0
0: Indicates that this toxic or hazardous substance contained in all of the homogeneous materials for this part is below the limit requirement in SJ/T 11363-2006.						
X: Indicates that this toxic or hazardous substance contained in at least one of the homogeneous materials used for this part is above the limit requirement in SJ/T 11363-2006.						

# Contents

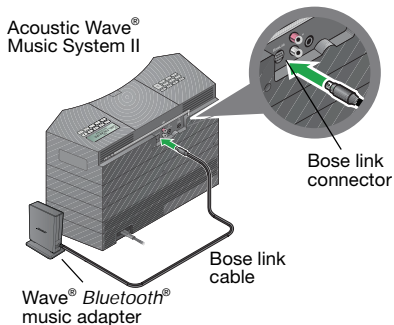
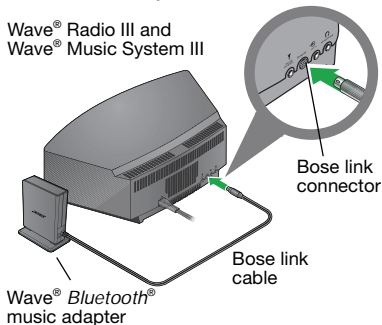
---

Connecting your Wave® <i>Bluetooth</i> ® Music Adapter .....	6
Pairing a <i>Bluetooth</i> enabled device .....	7
If you don't hear audio from the Wave® system: .....	8
Using multiple <i>Bluetooth</i> enabled devices .....	9
Remote control functionality for the Wave® Radio III and Wave® Music System III .....	10
Remote control functionality for the Acoustic Wave® Music System II .....	11
Troubleshooting .....	12
Customer service .....	13
Limited warranty .....	13
Technical information .....	16

## Connecting your Wave® Bluetooth® Music Adapter

The music adapter connects directly to your Wave® system.

1. Plug the adapter cable (with the words **Bose® link** facing up) into the **Bose link** connector on the rear of the system.



2. Place the adapter in a convenient location. It does not need to be within view.  
If the adapter is to the left of the system (as you face it), be sure the two are at least 2 in. (5 cm) apart to eliminate any interference with AM reception.

## Pairing a *Bluetooth* enabled device

---

The Wave® *Bluetooth*® music adapter wirelessly connects your Wave® system to your mobile phone, tablet computer, or other *Bluetooth* enabled device.

### 1. Make the Wave® system Discoverable

- *For the Wave® Radio III and Wave® Music System III:* Using your Wave® system remote control, press the **AUX** button until **BLUETOOTH** appears on the Wave® system display panel. Press and hold down the **Presets 5** button for 5 seconds.
- *For the Acoustic Wave® Music System II:* Using your Wave® system remote control, press the **CD** button until **BLUETOOTH** appears on the Wave® system display panel. Press and hold down the **Presets 5** button for 5 seconds.

The indicator on the music adapter flashes steadily and **DISCOVERABLE** flashes on the Wave® system display panel.

### 2. Select Bose Adapter from the Device List

Turn on your phone, tablet computer, or other device and locate its *Bluetooth* device list. Scroll through the device list and select “Bose Adapter”.

### 3. Enter Passcode

If prompted for a passcode, enter 0000. Some devices also ask you to accept the connection.

### 4. Complete Pairing

The Wave® system emits a brief beep and **BLUETOOTH** appears on the display panel when the connection is ready for use.

---

**Note:** To pair additional devices (up to 6), repeat steps 2-4 above. Only one device can be used at a time.

---

## If you don't hear audio from the Wave® system:

---

### **Restart the music application**

If you don't hear music from the Wave® system after successfully pairing your *Bluetooth* enabled device, you may need to quit and restart your music application.

### **Check the volume controls**

For best performance, make sure:

- Your Wave® system volume is turned up and not muted.
- The volume on your *Bluetooth* enabled device is turned up and not muted.
- Your music application is running and the volume is turned up and not muted.



## Using multiple *Bluetooth* enabled devices

---

If you have paired more than one *Bluetooth* enabled device, remember that the Wave® system can only play music from one device at a time.

### **Disconnect one source before connecting another**

- **To disconnect a *Bluetooth* enabled device, turn off the device's *Bluetooth* feature.**  
The device will remain in the Wave® system's memory and will automatically reconnect when you turn on the device's *Bluetooth* feature.
- **Wait for the Wave® system to find your device.**  
When powered on, the Wave® system will scroll through each of the *Bluetooth* enabled devices in its memory. If you have multiple paired devices, there may be a short delay while the system searches through the list.

### **Clearing the memory**

Press and hold the **Presets 6** button on the remote for 10 seconds until you hear a tone. The Wave® system clears all devices from its memory and returns to discoverable mode.

# Remote control functionality for the Wave® Radio III and Wave® Music System III

To operate a paired mobile phone, tablet computer, or other *Bluetooth* enabled device, use the remote included with your Wave® system. (The remote is not included with the music adapter.)

## Mute

- Press to silence audio.
- Press again to restore audio.

## Volume

- Turns volume up or down.

## Seek/Track\*

- *Press*: Skips to the next/previous music track.
- *Press and hold*: Rapidly skips to next/previous music track.

## Tune/MP3 (or Tune/Playlist)

- *Press*: Skips to the previous or next playlist.
- *Press and hold*: Scans forward or back through the current playlist.



## AUX

- Press to hear audio from your *Bluetooth* enabled device, or an external source connected to the AUX input.
- Press again to switch between your *Bluetooth* enabled device and an external source connected to the AUX input.

## Play/Pause\*

- Begins music track play.
- Pauses a playing track.

**Note:** Owners of the Wave® Radio II do not have a Play/Pause button on your remote, however, your system will still function properly when you initiate playback on your Bluetooth enabled device. To obtain an updated remote, please contact Bose using the contact information provided in your Wave® system owner's guide.

\*May not work with Internet radio and some music applications.

## Remote control functionality for the Acoustic Wave® Music System II

To operate a paired mobile phone, tablet computer, or other *Bluetooth* enabled device, use the remote included with your Wave® system. (The remote is not included with the music adapter.)

### Volume

- Turns volume up or down.

### Seek/Track\*

- *Press*: Skips to the next/previous music track.
- *Press and hold*: Rapidly skips to next/previous music track.

### Tune/MP3

- *Press*: Skips to the previous or next playlist.
- *Press and hold*: Scans forward or back through the current playlist.



### Mute

- Press to silence audio.
- Press again to restore audio.

### CD

- Press to hear audio from your *Bluetooth* enabled device, or the CD player.
- Press again to switch between your *Bluetooth* enabled device and the CD player.

### Play/Pause\*

- Begins music track play.
- Pauses a playing track.

\*May not work with Internet radio and some music applications.

## Troubleshooting

---

Problem	What to do
No sound when the <i>Bluetooth</i> enabled device plays music.	<ul style="list-style-type: none"><li>• Make sure “Bose Adapter” is selected in the <i>Bluetooth</i> device list. See “Pairing a <i>Bluetooth</i> enabled device” on page 7.</li><li>• Make sure your <i>Wave</i>® system volume is turned up and not muted.</li><li>• Make sure the volume on your <i>Bluetooth</i> enabled device is turned up and not muted.</li><li>• Make sure your music application is running and the volume is turned up and not muted.</li><li>• Close or quit the music application on your <i>Bluetooth</i> enabled device and restart it.</li><li>• Restart your <i>Bluetooth</i> enabled device.</li></ul>
Reception of sound from the <i>Bluetooth</i> enabled device is poor or the sound is dropping out.	<ul style="list-style-type: none"><li>• Move the music adapter farther from the <i>Wave</i>® system.</li><li>• Decrease the distance between the <i>Wave</i>® system and your <i>Bluetooth</i> enabled device.</li><li>• Try moving the <i>Wave</i>® system away from possible sources of interference such as another wireless device, a microwave oven, or wireless computer network router.</li><li>• If you continue to experience reception problems, contact Bose® Customer Service. Refer to the address list included in the carton.</li></ul>
<b>Play/Pause</b> and <b>Seek</b> buttons do not control music on the <i>Bluetooth</i> enabled device.	<ul style="list-style-type: none"><li>• Make sure your media player or Internet radio application is selected as the active window.</li></ul> <p><b>Note:</b> Not all players and Internet radio services support this form of playback control.</p>

---

For additional help in solving problems, see notes about the product at: [Owners.Bose.com](http://Owners.Bose.com). To contact Bose® Customer Service for help, or to replace a lost remote control, see the phone numbers on the inside of the back cover of your Wave® system owner's guide. Refer all servicing to qualified service personnel. Refer to the contact information listed on the inside back cover of your Wave® system owner's guide.

## Limited warranty

---

### **Who is covered:**

This warranty is extended only to the original end-use purchaser or the person receiving the product as a gift, and shall not be extended to any other person or transferee.

### **What is covered/For how long:**

For a period of 1 year (2 years, European Union) from the date of retail purchase by the original end-use purchaser, Bose® warrants that this product, when delivered to you in new condition, in original packaging, from a Bose authorized reseller and used in normal conditions, is free from any defects in manufacturing, materials and workmanship.

### **What is not covered:**

This warranty does not cover defects resulting from improper or unreasonable use or maintenance; failure to follow operating instructions; accident; excess moisture; insects; lightning; power surges; connections to improper voltage supply; unauthorized alteration or

modification of original condition; damages caused by inadequate packing or shipping procedures; loss of, damage to or corruption of stored data; damages caused by use with non-Bose® products; product that requires modification or adaptation to enable it to operate in any country other than the country for which it was designed, manufactured, approved and/or authorized, or repair of products damaged by these modifications; and products purchased from unauthorized dealers.

**What we will do:**

During the warranty period, we will, at our sole option, repair or replace (using new or refurbished replacement parts) any defective parts within a reasonable period of time and free of charge.

**What we will not do:**

Pay shipping, insurance or transportation charges from you to us, or any import fees, duties and taxes.

**What you must do to obtain Limited Warranty Service:**

Return product, with proof of purchase from an authorized Bose dealer, using the following procedures:

1. Contact the Bose organization in your country/region (visit [Global.Bose.com](http://Global.Bose.com) for Bose contact information in your country/region) for specific return and shipping instructions;
2. Label and ship the product, freight prepaid, to the address provided by the Bose organization in your country; and
3. Place any necessary return authorization number prominently on the outside of the carton. Cartons not bearing a return authorization number, where required, will be refused.

**Other conditions:**

THE PROVISIONS OF THIS LIMITED WARRANTY ARE IN LIEU OF ANY OTHER WARRANTY, WHETHER EXPRESSED OR IMPLIED, WRITTEN OR ORAL, INCLUDING ANY WARRANTY OF MERCHANTABILITY OR FITNESS FOR A PARTICULAR PURPOSE. BOSE CORPORATION'S MAXIMUM LIABILITY SHALL NOT EXCEED THE ACTUAL PURCHASE PRICE PAID BY YOU FOR THE PRODUCT. IN NO EVENT SHALL BOSE BE LIABLE FOR LOSS OF, DAMAGE TO OR CORRUPTION OF STORED DATA, OR FOR SPECIAL, INCIDENTAL, CONSEQUENTIAL, OR INDIRECT DAMAGES HOWSOEVER CAUSED INCLUDING WITHOUT LIMITATION THE REPLACEMENT OF EQUIPMENT AND PROPERTY, AND ANY COSTS OF RECOVERING, PROGRAMMING OR REPRODUCING ANY PROGRAM OR DATA STORED IN OR USED WITH YOUR BOSE PRODUCT. This warranty is void if the label bearing the serial number has been removed or defaced.

**Other legal rights:**

This limited warranty gives you specific legal rights, and you also may have other rights that vary from state to state or country to country. Some places do not allow limitations on implied warranties or the exclusion or limitation of incidental or consequential damages, so the above limitations or exclusions may not apply to you.

## Technical information

---

### Dimensions

Music adapter: 3.6" H x 2.6" D x 1" W (9.1 cm H x 7.6 cm D x 2.3 cm W)

### Weight

Music adapter: 0.33 lb. (150 grams +/-10 grams)

### Bose® system requirement

Exclusive use of the **Bose® link** connector on the rear of the Wave® system.

### Multi-disc changers

*For the Wave® Radio III and Wave® Music System III:* The music adapter cannot be used in conjunction with a multi-disc changer because these Wave® systems have only one Bose link input.

*For the Acoustic Wave® Music System II:* The music adapter can be used in conjunction with a multi-disc changer.

### Bluetooth QD ID

Wave® Bluetooth® Music Adapter: B015665

The *Bluetooth®* word mark and logos are registered trademarks owned by Bluetooth SIG, Inc. and any use of such marks by Bose Corporation is under license.





352344-0010

***BOSE***<sup>®</sup>  
*Better sound through research*<sup>®</sup>

©2012 Bose Corporation, The Mountain,  
Framingham, MA 01701-9168 USA  
AM352344 Rev.00